

SURVIVING YOUR FIRST ESL JOB INTERVIEW




1. RESEARCH

Find out everything you can about the school, management, teachers, classes, students, etc to help you form questions to ask.

2. PREPARE YOUR CV

Use simple templates with **bold** or **colour** used to improve layout. Write a short statement about your teaching objectives.





3. DECIDE WHAT YOU WANT

Have a good think about what you want, and what you are willing to do to achieve it - experience in a specific area? On-going professional development? Think carefully.

4. DRESS APPROPRIATELY

Find pictures of teaching staff on the school website to give you an idea of what to wear. No need to overdress!



5. INTERVIEW DAY

Smile! Don't rehearse a script. DO think about area of language awareness, classroom management, your teaching strengths and weaknesses. Be honest about what you want.